





PREMIERE DANCE PROJECT


MAKE-UP TUTORIAL



Begin by applying foundation all over the face. (1) Apply pink blush on the cheekbones. (2) Add a base layer of neutral eyeshadow (3) followed by a darker layer of eyeshadow (4). Finally, add the darkest layer of eyeshadow on the outside corners of the eyes. (5). Apply eyeliner on the upper lash-line (6) followed by mascara (7). Finish, by applying dark red lipstick to the lips. (8)

PREMIERE DANCE PROJECT

HAIR TUTORIAL



Start by parting the dancer's hair over her right eye. (1) Secure hair in low pony tail. (2) Begin twisting pony tail (3) and wrapping it around the base of the pony tail. (4) Secure wrapped hair with hair pins and / or bobby pins. (5) Hairspray all hair and add a hairnet for extra security. (6)